



EN

SX-553-V2 ***SUPER POWER BASS*** [®]

Owner's Guide

The brand **Silentsystem**® and the design of the **SX-809 Super Power Bass**® headphones are registered trademarks owned by LEM International S.r.l., based in Corso Monte Cucco 71 / A - 10141 Turin - ITALY | VAT number 10762880010

INTERNATIONAL
SILENTSYSTEM
Keep the Frequency

CONTENTS

<i>Contents</i>	2
<i>Important Safety Instructions</i>	3
<i>Technical Specifications</i>	4
<i>Preservation</i>	4
<i>Cleaning</i>	4
<i>Warranty</i>	4
<i>Components</i>	5
<i>Powering On/Off</i>	6
<i>Channel Selection</i>	6
<i>Battery and Charging</i>	6
<i>Volume Adjustment / LED Management</i>	6
<i>FAQ - Frequently Asked Questions</i>	7
<i>Trademark & Patents</i>	7

Important Safety Instructions

Proper Use

These headphones have been designed to be used only with Silentsystem® branded devices. LEM International s.r.l. reserves the right not to provide support if malfunctions arise due to improper use.

Before using the headphones, it is advisable to carefully read the instructions. We strongly recommend to retain this manual.

For Your Safety

Please read carefully and observe important safety information listed below.

- Remove the headphones immediately if you feel a sensation of heat or perceive a drop in audio performance;
 - If skin irritation occurs, stop using the headphones;
 - DO NOT throw, drop or let the headphones undergoing a heavy impact;
 - DO NOT make unauthorized modifications to this product.
- DO NOT use the headphones at high volumes for extended periods of time;
1. *To avoid hearing damage, use the headphones at a moderate and comfortable volume level;*
 2. *Turn up the volume gradually until you reach an adequate listening level.*
- DO NOT use headphones if they emit loud and unusual noises. In this case, turn off the headphones and contact LEM International s.r.l.;
 - DO NOT immerse or expose the headphones to water for prolonged periods or wear them while practicing water sports, eg. swimming, water skiing, surfing, etc.;
 - DO NOT expose to heat sources;
 - DO NOT place heavy objects on the device;

EN



Li-ion

The lithium-ion battery built into this model cannot be removed. In case of any malfunctions, please contact LEM International s.r.l. immediately.



Technical Specifications

Power Supply: DC 3.7 V , built-in rechargeable lithium-ion polymer battery

Battery Capacity: 500 mAh

Speakers Driver: Mylar 40mm

Use and Storage Temperature: 5 °C – 35 °C

S/N Ratio: > 75 db

Channel Separation: > 30 db

Harmonic Distortion: < 1%

Weight: 225 grammi

Frequency Response: 30-20.000 Hz

Preservation

- When not in use, turn off the headphones;
- If you plan to not using the headphones for some time, please fully charge the battery.

Cleaning

These headphones require periodic cleaning.


LEM International s.r.l. recommends **Norica Plus**® product, which can be freely purchased in pharmacies and parapharmacies (in Italy).

Alternatively, you can clean the headphones with a cotton swab previously dipped in alcohol.

Warranty

This System (in all its components) is covered by a warranty for a period of 12 months starting from the date of purchase.

Components





EN

Pic. 1 - SX 553-V2 Headphones

Buttons and Switches used to access the functions offered by the device are located on the **Right Pavilion**, easily identifiable by the **Letter R**, near the junction arch. *Unlike the other Silentsystem® brand models SX-553-V2 headphones are equipped with AUX connector, can therefore be used with devices that have this type of audio output.*

Powering On/Off

To turn on the headset, simply press the **On/Off Button** lightly and for a long time, easily identifiable by the presence of the symbol . The actual switching on will be confirmed by the turned on **LEDs integrated in the pavilions** and from the **status LED**, located near the On/Off Button, which will be bright and red coloured .

Through the **same procedure**, with the device turned on, complete shutdown will be achieved.

while the actual time of use when fully charged **is between 4 and 5 hours**, according to the listening volume. During the charging phase, the LEDs on the earcups will be switched on and red; when charging is complete they'll become green.

It is advisable to recharge the battery in environments with temperatures between 10 °C and 30 °C. *Charging in other environments may not be as effective.*

Channel Selection

In order to listen what is being broadcasted by the Silentsystem® transmitter, it is necessary to select the same channel on the headphones, by a single press of the **Channel Selector Button** (which corresponds to the On/Off button) (Pic. 1).

CHANNEL	RGB COLOUR
1	BLUE
2	RED
3	GREEN
4	YELLOW
5	PURPLE



Pic. 2 - Charging Cable


* The charging cable is included in the package.

Battery & Charging

When the headphones built-in battery is low (**10% of the remaining charge**) the pavilions will flash; it is therefore recommended to proceed with recharging the device.

Before proceeding make sure you have properly turned off the device. The headset is charged via the Micro USB cable (Pic. 2), and **requires about 2 hours**,

Volume Adjustment & LED Management

By **moving the potentiometer towards the V+ and V- indicators** (Pic. 1) you can adjust the listening volume. The potentiometer is equipped with a spring, so it will return to the central position once used. In that position, the  indicator, makes possible with a simple push the **LEDs turn off.**

FAQ - Frequently Asked Questions

QUESTION	ANSWER
Can I use the SX-553-V2 with my mobile phone via Bluetooth®?	No, the SX-553-V2 headset is designed to work exclusively with Silentsystem® transmitters, which work with RF (Radio Frequency) technology.
Does the SX-553-V2 have a built-in microphone?	No, the SX-553-V2 headset is intended for listening sessions only.

EN

Trademarks & Patents

TRADEMARK / PATENT	INFORMATIONS
Trademark SILENTSYSTEM ®	<i>Req. Number</i> 017042045 Playable in any character, size, and color <i>Country:</i> Europe , Italy, Kazakhstan, USA, Costa Rica, China, Hong Kong, Switzerland, Argentina
Trademark SUPER POWER BASS®	<i>Trademark No.</i> 0001633691 <i>Country:</i> Italy